



INSTALLATION INSTRUCTIONS

2021+ FORD BRONCO ROOF RACK SR MOUNT KIT



PRODUCTS INCLUDE:

- (2) MOUNTS #46725
- *Lights sold separately.

RECOMMENDED TOOLS:

- T30 Torx bit

- 7/16" Socket

IMPORTANT

THANK YOU FOR PURCHASING RIGID INDUSTRIES' PRODUCTS FOR YOUR VEHICLE.

Please read through all of these Instructions and tips before proceeding with the installation. We do our best to provide a simple installation process for all applications however a professional installation is always recommended.

Always disconnect any power sources connected to your vehicle before servicing fuses or electrical systems.

STEP: 1


Remove the factory bolts from the rack with a T30 Torx.



RIGID® INSTALLATION INSTRUCTIONS


STEP: 2

Install the rubber isolator into each bracket as shown in the photo.



STEP: 3

Install the brackets to the light on both sides as shown below. Use the hardware included with the light and the black washers included in this kit.



STEP: 4

Install brackets to the roof rack using the supplied hardware, using a T30 Torx to install. Torque to 8Nm (70.8 in-lbs).



STEP: 5

Tighten the nuts on each end of the light bar using a 7/16" socket. Then use the supplied rubber caps to finish the install. Recommended routing for light wiring is along the top edge of the roof line. Peel back rubber seal for access (image continued on the next page).



RIGID® INSTALLATION INSTRUCTIONS



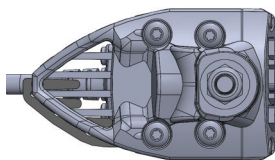
STEP: 5 CONTINUED

Peel back rubber seal for access.



STEP: 6

Insert the air dampener into the bottom fins located on the rear of the light to reduce wind noise.



Wiring: Wire your lights according to the instructions included with the light. Take care to avoid any heat sources and sharp or abrasive surfaces.

Your installation is now complete.
Welcome to the Rigid Nation!

WARRANTY INFORMATION

For warranty information, visit www.rigidindustries.com/about/warranty 779 N Colorado St, Gilbert, AZ 85233 • 855-760-5337
www.rigidindustries.com

RIGID, SR-Series and Rigid Industries are registered and/or common law marks owned by JST Performance, LLC, a Delaware limited liability company d/b/a Rigid Industries.

11-13981-B